

**Made in America!**

**CROW SAFETY GEAR**

4114 N. Pecos Road, Suite 101 N. Las Vegas, NV 89115 725-726-7432  
Manufactured on site in Las Vegas, Nevada

Restraint systems for all types of Racing & Off Road

- Drag Racing
- Door Slammers
- Modifieds
- Sprints Cars
- Formula
- Drifters
- UTVs
- Sandcars

SFI 16.1 &  
SFI 16.5



11106PRO  
Pro Series

20054DB  
Sprint Car  
Special

11005DB  
Standard  
Latch & Link



40063  
Ratchet Style


11062  
Quick Adjust



## Anatomy of a Seatbelt

Available in Red, Blue, Black, Purple & Gray


Kam Lock with  
Kam Lock Tangs  
Adjusters 5" apart.  
Perfect for small seats.




Standard  
Kam Lock with  
Roller Adjusters  
Adjusters 12" apart.



Stamped  
Quick Adjust  
Adjusters built  
into Latch & Link



Standard Latch & Link



Aluminum Adjusters



Hardware Options



Black Hardware



Sewn-In  
Harness Pads



Dog Bone  
Harness



Harness  
Magnets



5 Webbing Colors



## HOW TO CHOOSE THE RIGHT RESTRAINT SYSTEM

Start with a few basic questions.

These answers will quickly narrow down the correct belt configuration and options.

### 1. What do you race?

A. Vehicle type

### 2. Do you wear a head & neck restraint?

A. Yes or No

### 3. What latching system do you prefer?

- A. Kam Lock
- B. Latch & Link = L&L
- C. Quick Adjust = QA

### 4. How does the lap belt and harness mount to the chassis?

- A. Harness - bolt-in (1/2"), clip-in, wrap around
- B. Lap Belt - bolt-in (1/2"), clip-in, wrap around

### 5. Sprint Cars, Modifieds 1/4 Midget

A. Ratchet on right or left side

### 6. Options:

- A. Black hardware = BB
- B. Pads = P
- C. Dog bone = DB
- D. Aluminum harness adjusters = 40003
- E. Dog bone, black hardware, aluminum harness adjusters = PRB
- F. Kam lock tangs = KT
- G. Magnets available for harness and lap belt = MH/ML or MHL
- H. Dog bone, black hardware, aluminum harness adjusters, kam lock tangs = PRO

### 7. What color webbing?

A. Red, Blue, Black, Purple, Gray